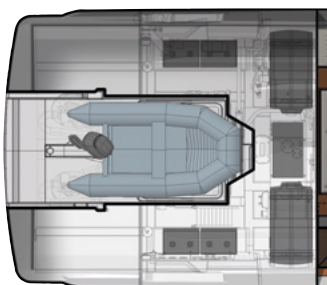
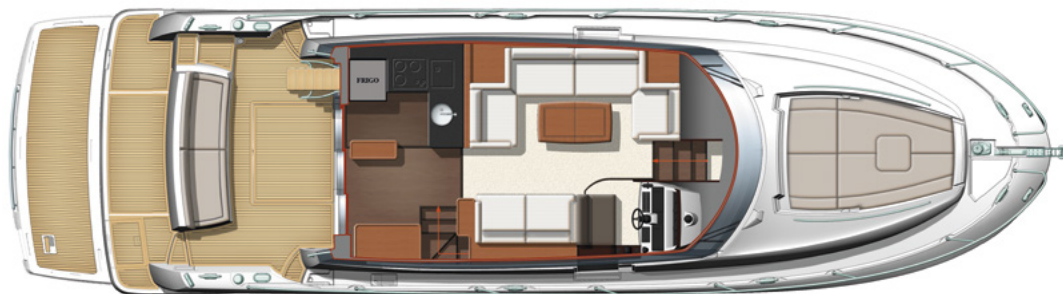
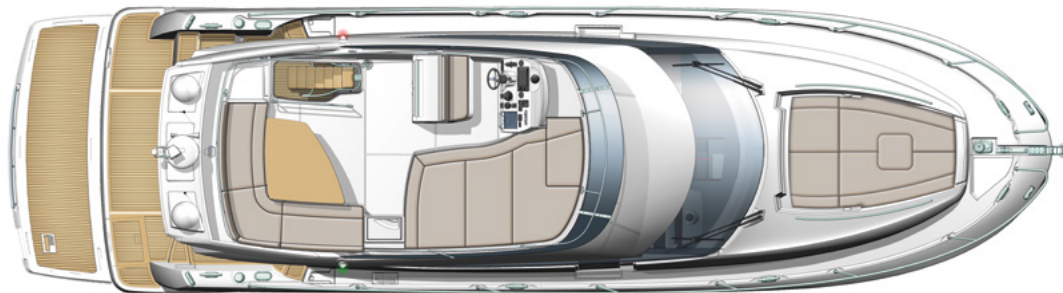


# PRESTIGE 500



Overall length	49'10"	15,20 m
Overall beam	14'9"	4,5 m
Draft	3'5"	1,05 m
Light displacement	32 986 Lbs	14 962 kg
Fuel capacity	344 US gal	1 300L
Water capacity	168 US gal	636L
Hot water heater capacity	16 US gal	60L
Accommodation	6 + 1	
Category	B - 12 / C - 14	
Engine	Volvo 2 x IPS 600 - D6 - 435 HP	



\*Model available with tender garage or skipper cabin

## ENGLISH / Standard equipment

### Deck

- Stainless steel stem head fitting with anchor roller
- Anchor stop
- Electric windlass with wired remote in anchor locker (24V)
- Chain counter and windlass controls at lower helm and flybridge
- Anchor locker with dedicated space for fender storage
- Stainless steel cleats (10)
- Stainless steel handrails
- Stainless steel rubrail
- Foredeck sunpad area

### Bathing platform

- Teak-laid bathing platform
- Hot and cold shower
- Stainless steel bathing ladder

### Cockpit

- Sofa seating area
- Teak-laid cockpit flooring
- Stainless steel ladder to flybridge with teak steps
- Access hatch to the engine room with gas struts
- Transom safety gate
- 2 marine stereo speakers
- Overhead LED lighting
- Courtesy LED lighting

### Flybridge

- Helm console with engine throttles and maneuvering joystick, compass, (12V) plug and storage compartment
- Helm station bench
- Stainless steel guard rails
- Perspex windscreen
- Seating area
- Teak table
- Sunpad
- GRP arch with space for antennas
- Radio / MP3 remote control
- 2 marine stereo speakers
- Galley with sink, storage, fridge and electric grill

### Interior helm station

- Helm console with engine throttles and maneuvering joystick, full engine instrumentation, compass and cup holders
- Upholstered two-person helm bench
- Opening window
- Windscreen wipers and washers
- Windscreen demister
- USB plugs
- Horn

### Saloon

- U-shaped sofa seating
- Varnished table on stainless steel base
- Sofa
- Electric opening window to port
- Electric opening window to starboard

### Galley

- Stainless steel sink
- Mixing tap
- Combination microwave / grill
- 3 -burner gas cooktop
- Corian worktop
- Fridge dual voltage (178L / 47 US Gal)
- Freezer dual voltage (42L / 11 US Gal)
- Waste bin
- Storage drawers and cupboards
- Galley island with storage
- Wooden flooring

### Master stateroom

- Independent access via private stairway
- Double bed (203 cm x 164 cm / 6'7" x 5'4")
- 2 reading lamps
- Bedside tables with storage
- Large closet with shelving
- Dressing table with mirror and stool
- Vanity desk with mirror and vis-à-vis seating
- Panoramic side windows with blinds and opening ports
- Removable carpet set
- AC and USB plugs
- En suite bathroom
- Solid countertop and washbasin
- Separate shower compartment
- Freshwater electric toilets
- AC plug
- Opening port

### VIP stateroom

- Double bed convertible into 2 single berths (204 cm x 146 cm / 6'8" x 4'9")
- 2 reading lamps
- Large closet with shelving
- Large side windows with blinds and opening ports
- Opening deck hatch with shade / insect screen
- Removable carpet set
- AC and USB plugs
- En suite bathroom
- Solid countertop and washbasin
- Separate shower compartment
- Freshwater electric toilets
- Extractor fan
- AC plug
- Opening port

### Guest stateroom

- 2 single berths convertible in double berth (194 cm x 71 cm / 6'4" x 2'3")
- Reading lamp
- Bedside table with storage
- Large closet with shelving
- Large side window with opening port
- Removable carpet set
- AC and USB plugs

### Crew accommodation - Option

- Single berth (193 cm x 69 cm / 6'3" x 2'3")
- Storage closet
- Separate bathroom with toilet, washbasin and shower
- Additional holding tank (50L / 13 US Gal)
- Large window on the transom with blinds
- Crew door access from cockpit

### Propulsion

- Joystick system for IPS
- IPS Nibral twin props
- Electronic power steering
- Electronic engine controls and throttles at each helm
- Single Lever, Cruise Control, Trim Computer and Low Speed functions
- Bronze seawater strainers
- Forced air ventilation system for engine room

### Electrical system

- Battery bank (24V) - Engine (100 A/h)
- Battery bank (24V) - House (280 A/h)
- Battery bank crossover switch at helm
- Tactile graphic display for battery levels, AC sources, lighting and tank levels
- Remote battery switches
- Centralized distribution and breaker boxes for AC and DC systems
- AC shore power system
- Battery charger (60A - 24V)
- LED interior and exterior lighting
- AC plugs in each cabin and in the galley and saloon

### Fuel system

- 2 fuel tanks (aluminium) with interconnection valves (1300L / 344 US Gal)
- Fuel fills to port and starboard with crossover valve
- Remote shut-off valves in aft companionway

### Water system

- Freshwater tanks (636L / 168 US Gal)
- Hot water heater (60L / 16 US Gal)
- Freshwater pressure pump
- Holding tank (120L / 32 US Gal)
- Overboard discharge pumps for holding tanks with macerator function and deck pump-out
- Automatic bilge pumps with high water alarm (3)
- Manual bilge pump

### Systems

- Automatic fire extinguishers in engine room with control at each helm (FM200)

### Construction

- Isophthalic gelcoat
- Osmosis barrier

### Additional standard equipment

- User and Owner's manuals
- Captain's briefcase with set of manuals